



The Institute of Chartered Accountants of India
Dhanbad Branch (CIRC)

We the Managing Committee
of Dhanbad Branch would like

to

Wish all the Members a
very Happy healthy and
Prosperous

New Years
2024

405, 4th Floor, New Market, Bank More, Dhanbad - 826001, Jharkhand
Phone: 0326 - 2306336, 9852176644, E-mail: dhanbad@icai.org,
www.dhanbadicai.org

INDEX

SL. NO	CONTENTS	PAGE NO
01	Past Committee Members List	03-05
02	Managing Committee Members 2022-23	06
03	CPE Committee 2022-23	07
04	E-Newsletter Committee 2022-23	08
05	Article on Basics of Audit:-Management Representation Letter (ISA 580)	09-12
06	List of CPE Meeting	13
07	Photo Gallery	14-19
08	Request for Members Participation	20

Disclaimer:

The opinions and views expressed in the e-newsletter are sole responsibility of authors/writers and Dhanbad branch committee has no responsibility on emergence of any dispute and difference in opinion and facts of the laws referred therein.



Past Committee Members of Dhanbad Branch of CIRC of ICAI

<i>TERM</i>	<i>CHAIRMAN</i>	<i>VICE-CHAIRMAN</i>	<i>SECRETARY</i>	<i>TREASURER</i>
<i>1990-92</i>	 <i>H.P.LALA</i>	 <i>S.P.AGARWAL</i>	 <i>P.S.KESHRI</i>	 <i>R.K.PATNIA</i>
<i>1992-93</i>	 <i>S.P.AGARWAL</i>	 <i>D.N.SINHA</i>	 <i>P.S.KESHRI</i>	 <i>R.K.PATNIA</i>
<i>1993-95</i>	 <i>S.P.AGARWAL</i>	 <i>R.K.P.SHAH</i>	 <i>P.S.KESHRI</i>	 <i>R.K.PATNIA</i>
<i>1995-98</i>	 <i>D.N.SINHA</i>	 <i>S.K.GUPTA</i>	 <i>K.K.HARODIA</i>	 <i>P.K.GUTGUTIA</i>
<i>1998-00</i>	 <i>P.S.KESHRI</i>	 <i>I.M.MEHTA</i>	 <i>R.J.MATALIA</i>	 <i>S.K.PASARI</i>
<i>2000-01</i>	 <i>I.M.MEHTA</i>	 <i>S.K.GUPTA</i>	 <i>R.J.MATALIA</i>	 <i>S.K.PASARI</i>
<i>2001-02</i>	 <i>R.K.PATNIA</i>	 <i>S.P.KESHRI</i>	 <i>A.K.MOOKIM</i>	 <i>N.K.SINGH</i>
<i>2002-03</i>	 <i>P.K.GUTGUTIA</i>	 <i>S.P.KESHRI</i>	 <i>N.K.SINGH</i>	 <i>M.K.BALUKA</i>



Past Committee Members of Dhanbad Branch of CIRC of ICAI

TERM	CHAIRMAN	VICE-CHAIRMAN	SECRETARY	TREASURER
2003-04	 K.K.HARODIA	 A.K.MOOKIM	 N.K.SINGH	 M.K.BALUKA
2004-05	 R.J.MATALIA	 S.K.PASARI	 SHYAM PASARI	 R.K.AGARWAL
2005-06	 S.K.PASARI	 N.K.SINGH	 SHYAM PASARI	 R.K.AGARWAL
2006-07	 A.K.MOOKIM	 L.K.JHUNJHUNWALA	 R.B.GOEL	 SHYAM PASARI
2007-08	 R.B.GOEL	 ARUN KUMAR	 L.K.JHUNJHUNWALA	 DEEPAK VERMA
2008-09	 L.K.JHUNJHUNWALA	 DEEPAK VERMA	 ARUN KUMAR	 AMIT DALMIA
2009-10	 ARUN KUMAR	 DEEPAK VERMA	 SHYAM PASARI	 AMIT DALMIA
2010-11	 GOPAL AGARWAL	 SUNIL KUMAR MEHTA	 RAJESH KUMAR SINGHAL	 DEEPAK VERMA



Past Committee Members of Dhanbad Branch of CIRC of ICAI

TERM	CHAIRMAN	VICE-CHAIRMAN	SECRETARY	TREASURER
2011-12	 SUNIL KUMAR MEHTA	 SHYAM PASARI	 RAJESH KUMAR SINGHAL	 AMIT DALMIA
2012-13	 SHYAM PASARI	 RAJESH KR SINGHAL	 AMIT DALMIA	 VINAY KR. AGARWAL
2013-14	 AMIT RAJ GUPTA	 ANANT BHARTIA	 SHYAM S. SAH	 NAMAN KR. DOKANIA
2014-15	 ANANT BHARTIA	 SHYAM S. SAH	 RAHUL AGARWALLA	 SUNIL KR. DAS
2015-16	 SHYAM S. SAH	 RAHUL AGARWALLA	 SUNIL KR. DAS	 NAMAN KR. DOKANIA
2016-17	 RINKEY THACKER	 LUCKY PAL SINGH	 PRATIK GANERIWAL	 MOHIT KR. BANSAL
2017-18	 MOHIT KR. BANSAL	 ANUP AGARWAL	 VISHAL KR AGARWAL	 RAHUL .KR SINGHANIA
2018-19	 VISHAL KR AGARWAL	 ANUP AGARWAL	 RAHUL .KR SINGHANIA	 MOHIT KR. BANSAL
2019-20	 RAHUL .KR SINGHANIA	 CHARANJEET S. CHAWLA	 SHIWAM AGARWAL	 RAHUL KR. AGARWAL
2020-21	 CHARANJEET S. CHAWLA	 PRATIK GANERIWAL	 SHIWAMAGARWAL	 RAHUL .KR SINGHANIA
2021-22	 PRATIK GANERIWAL	 SHIWAM AGARWAL	 RAHUL KR AGARWAL	 CHARANJEET S. CHAWLA
2022-23	 CA SANDEEP PANWAR	 SAURAV AGARWAL	 RAHUL SUREKA	 SUBHAM KHANDELWAL



Managing Committee 2023-24

Dhanbad Branch of CIRC of ICAI



CA SAURAV AGARWAL	—————→	CHAIRMAN
CA RAHUL SUREKA	—————→	VICE-CHAIRMAN
CA SUBHAM KHANDELWAL	—————→	SECRETARY
CA NAND KISHORE TULSYAN	—————→	TRESURER
CA S. S JAISWAL	—————→	CICASA CHAIRMAN
CA SANDEEP PANWAR	—————→	EXECUTIVE MEMBER



CPE- Sub Committee Dhanbad Branch of CIRC of ICAI



CA R K PATNIA – Chairman

CA L K JHUNJHUNWALLA - Secretary

CA P K GUTGUTIA - Executive Member

CA SHYAM PASARI – Executive Member

CA ROHIT KR. PRASAD – Executive Member

CA RAHUL KR. SINGHANIA -Executive Member

CA EKJOT SINGH – Executive Member



The Institute of Chartered
Accountants of India
(Set up by an Act of Parliament)

ICAI Call Sahayata*

 **99975 99975**

One Stop Support
For Students, Members
and other Stakeholders

9 a.m. to 9 p.m. from
Monday to Saturday

*Beta Version Launched

SAHAYATA

ICAI Call Sahayata

(99975 99975)

One Stop Support for Students,
Members and other Stakeholders



E-Newsletter Sub Committee Dhanbad Branch of CIRC of ICAI



CA PRATIK GANERIWAL – Chief Editor

CA SUNNY KATESARIA -Editor

CA RICHA KUMARI –Editor

CA MRINALINI VERMA -Editor

CA ALISHA KUMARI - Editor

 The Institute of Chartered Accountants of India
Set up by an Act of Parliament
Board of Studies (Academic)

Smart Learning with ICAI BOS Mobile App

for Students & Members

A Perfect Amalgamation of Technology and Knowledge
Single platform where you can access all the requisite information for your learning needs

Salient Features

- Free Live Classes
- Ask Your Query
- Anytime Anywhere Classes
- Recorded Lectures with Unlimited Access
- Notes /Assignment/MCQs
- Renowned Faculty
- Live Doubt Sessions
- Guidance on How to Prepare for Examination
- Exam-oriented Approach

AVAILABLE ON

- ANDROID PLAY STORE
Version 1.20
- APPLE APP STORE
Version 3.0

SCAN NOW

ANDROID PLAY STORE | APPLE APP STORE



Contributed by:

Name-CA Rahul Sharma

Basics of Auditing : Some Important Ratios for Auditor

Ratio Analysis and its Usefulness: A ratio shows the arithmetical relationship between two figures that have some meaningful relationship between them. Financial ratios, thus, focus attention on the interrelationships between various items of financial statements.

Example : There can be a meaningful relationship between sale and direct expenditures but not between sales and depreciation. Similarly there is a meaningful relationship between PBIT and Equity Share Capital + Preference Share Capital + Debentures + Long term Loans. So there can be numerous ratios as per the need of the circumstance as and when required. The relationship would change if certain underlying business conditions change. Hence, a change in the ratio of gross profit to sales in a particular year would indicate that either the relevant business conditions have changed or that the figures are not reliable.

An auditor can use ratio analysis to identify anything abnormal or anything which deviates from the expected and the known. The rationale underlying the use of ratio analysis is that while absolute quantities can be manipulated easily, it may be quite difficult to manipulate all the figures which are interrelated. Such manipulation normally causes widespread repercussions and can be detected more easily. Example: Sales figure can be easily manipulated through forged invoices but it is difficult to get manipulated GP, NP and Direct Expenses ratios. This is because it may not be possible for the management to manipulate all the interrelated figures, i.e. cash, debtors, purchases, stocks, production, etc. The ratio of cost of material consumed to inventory i.e. inventory turnover or quantitative ratio of inputs to outputs would indicate that something abnormal has happened. Even if all these are adjusted fall in the ratios of expenses to sales would put the auditor to enquiry.

The use of ratios as an effective tool of audit, an auditor should be capable of:

- Identifying and measuring the basic interrelationships in financial data through computation of appropriate ratios; and
- Examining and interpreting the ratios and their significance in the light of actual business circumstances.

Interpretation of ratios depends on the skill and experience of the auditor. In addition, the auditor also need to have a thorough understanding of accounting procedures and concepts, a practical appreciation of business problems and an insight into the economic conditions in which the particular enterprise operates. Ratios highlight only symptoms. It is for the auditors to study these symptoms properly, correlate them, and reach definite conclusions or identify areas for further enquiry. **Each ratio reflects a certain symptom and all the symptoms should be analyzed as whole.**

Some meaningful ratios for the Auditors:

A. Return on Investment (ROI): This ratio is the broadest measure of the overall performance of the enterprise. It take care of many things – **Cost – Price relationship of various products, Operating Efficiencies and efficiency with which an enterprise uses it's funds** and thus shows the net effect of various performances ratios.

Formula :

$$\frac{\text{Net Profit before Interest on Long – Term Loans and Income Tax}}{\text{Net Capital Employed}} \times 100$$

Net capital employed is the amount of funds invested in a business and is calculated from the balance sheet in either of the following two ways:

1. Equity share capital plus preference share capital plus reserve and surplus plus long term loans and long term liabilities minus miscellaneous expenditure and debit balance of profit and loss account (if any such item appear on the assets side of the balance sheet).
2. Fixed Assets plus Current Assets plus investments minus current liabilities.

ROI itself is the function of the net profit ratio and the capital turnover rate. i.e.

$$\frac{\text{Net Profit before long term loans and Income Tax}}{\text{Sales}} \times \frac{\text{Sales}}{\text{Net Capital Employed}} \times 100$$

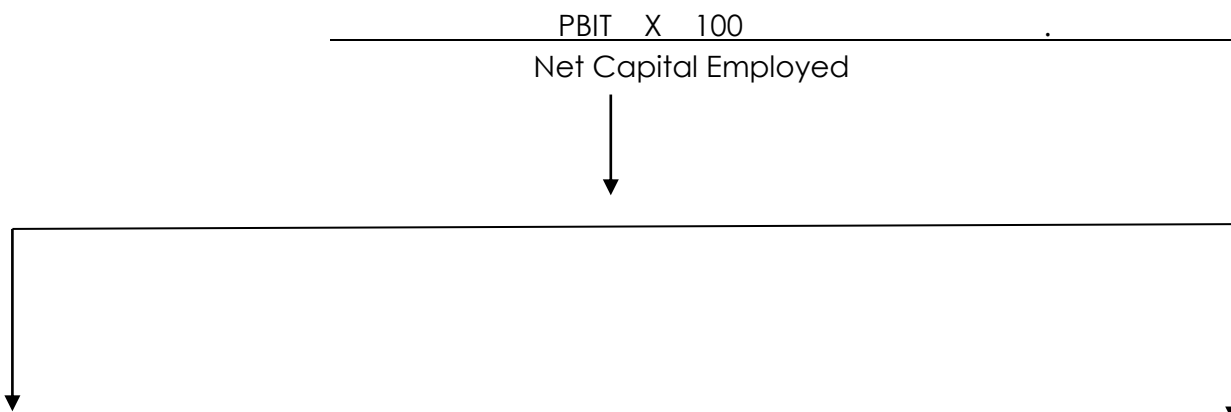
$$= \frac{\text{Net Profit Before Interest and Income Tax}}{\text{Net Capital Employed}} \times 100$$

Thus if an auditor finds that the ROI of an enterprises is lower/higher than in previous years, He should make an analysis by working out the net profit and capital turnover rate.

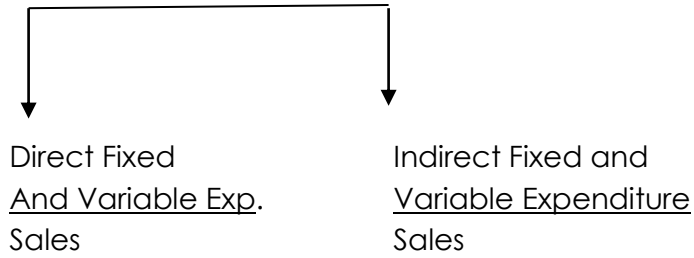
Constituents of Capital Turnover Rate: This rate measures the effectiveness with which an enterprises uses the resources at it's disposal. It ensure making adequate sales by managing funds properly and keeping them in constant use. Proper fund management is to maintain fixed assets, Inventory, Debtors, cash at optimum level. This also includes constitution of optimum credit, inventory and purchase policy.

Constituents of Net Profit Ratio: Net Profit is derived through Operating Profit which is result of Various Direct Expenditures, Indirect Variable Expenditures and Indirect Fixed Expenditures.

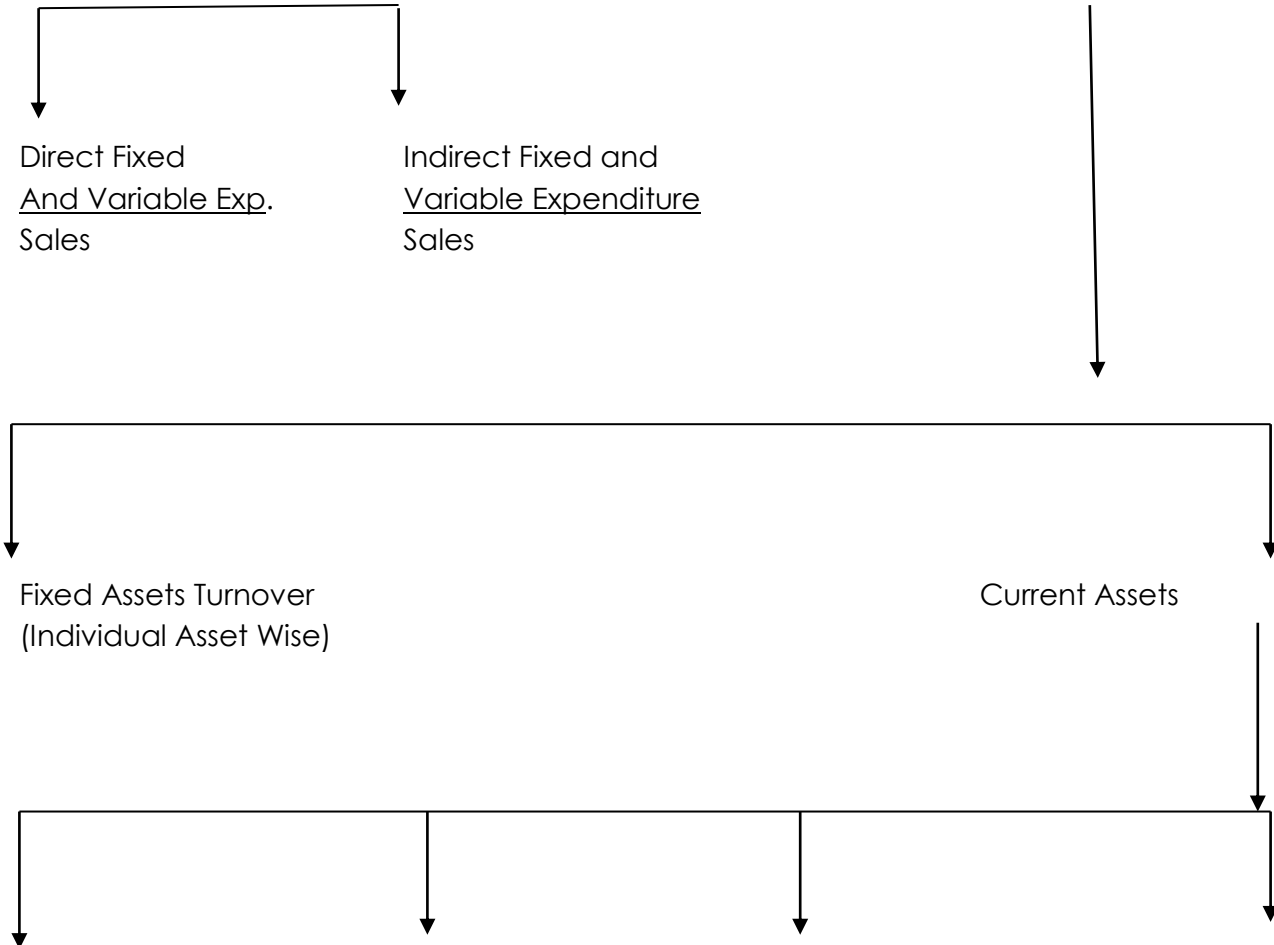
Following Diagram can further explain it:



PBIT
Sales



Sales
Capital Employed



Inventory Turnover Debt Turnover Credit Period Enjoyed Cash Turnover Rate

An auditor may through this analysis may find out whether the variation in the capital turnover the variation in the capital turnover rate are the result of actual changes in business circumstances or whether they arises due to a manipulation of figures.

Conclusions which can be deduced from following ratios (Other than existence of manipulation):

Fixed Assets Turnover Rate : Effectiveness with which the fixed assets are utilized.

Stock Turnover Rate : Accumulation/ Shortage of Stock

Debtors Turnover Rate: Changes in Credit Policy Or changes in collection procedure/Performance

Creditors Turnover Rate: Changes in Credit period enjoyed or changes in payment terms

B. Ratios related with profitability: Relating Sales with net profit (before interest on long term loans and income tax), and various items of direct and indirect costs and gross profit an auditor can gather useful information about operating efficiency of an enterprise. Variation in any of these ratios in a particular year would call for further enquiry by the auditor.

Net Profit Ratio: Variation may indicate either the gross gain or indirect cost have change in relation to sales (as %). For Further analysis one should resort to:

1. Material Cost Ratio: i.e. Relationship of cost of material consumed with sales.
2. Conversion cost Ratio: i.e. Manufacturing Expenses (Excluding Material) to sales. Separate ratio showing the relationship of each such item with sales.
3. Administrative Overheads and Selling and Distribution Overheads to sales
4. Gross Profit Ratio: It primarily depends on conversion process and on the market forces of supply and demand as regard raw material and finished goods. One should analyze gross profit ratio of all products separately and compare with those of previous year. Changes may be due to changes in sales price, prices of raw material, labor cost etc.

C. Ratios Related with Financial Position: These ratios indicate the financial health of an enterprise. These ratios relate various items of balance sheet with each other to show whether or not an enterprise is in a position to meet its obligation as and when they become due. These obligations may be both short term and long term. Ratios indicating financial health are calculated from the balance sheet. Such ratios are relevant for auditor from two angles. Firstly they assist him in understanding certain structural relationships relating to the financing of the enterprises. Secondly, abnormalities in these ratios may indicate that certain figures in the financial statements need a closer examination. Some such ratios are:

1. **Current Ratio:** As and when the activity level increases beyond a certain limit without corresponding increase in capital employed current ratio should normally fall. Similarly Current ratio may increase if activity level reduces without corresponding reduction in capital employed (such situation is signaled by reduced ROI)
2. **Acid Test Ratio**
3. **Debt Equity Ratio:** In case of abnormally high ratio it may signal threats as to solvency if profitability is low.
4. **Long – Term Ratio:** it shows relationship between fixed assets and long term funds employed in the business. Ideally Long term funds should be more than long term application for a healthy business.

Long Term Funds	Fixed Assets
	Current Assets
Short Term Funds	

List of CPE / Non CPE Meeting Organized by Dhanbad Branch

SI No	Date	Seminar Topic	Jointly With	Faculty	CPE Hours
01	16.12.2023 4 pm to 8 pm	Code of Ethics and Standards on Auditing	-	CA Shyam Pasari CA Aman Goenka	04
02	21-12-202 & 22-12-2023 10 am to 5 pm	Residential Refresher Course & Assam	CL&CG committee of ICAI	CA Rahul Singhania CA Vishal Agarwal CA Ankit Singhania CA Sandip Absuriya	12
03	29-12-2023 10 am to 5 pm	GST Annual Return	-	CA Shyam Pasari CA Sunny Katesaria	06

Classes for CA Students


SI No	Start Date	End Date	Course Name/ Branch Name
01	12-02-2024	29-022024	ICITSS-OC-DHANBAD_4
02	24-01-2024	10-02-2024	AICITSSMCS-DHANBAD_2
03	05-01-2024	22-01-2024	ICITSS-IT-DHANBAD_7
04	24-01-2024	10-02-2024	ICITSS-IT-DHANBAD_8

PHOTO GALLERY

Meter Code of Ethics and Standards on Auditing Seminar on 16-12-2023



Residential Refresher Course & Assam 21st & 22nd December 2023



GST Annual Return Seminar on 29/12/2023



CA Students Youth Fest 10.12.2023



CA Students Sports-Race 10.12.2023



CA Students Seminar 14.12.2023



CA Students Industrial Visit at Open Cast Mine Bera on 02th Dec 2023



Request for Members Participation

Dhanbad branch of CIRC of ICAI requests the members to come forward & share the articles (Professional & Other) to be published in the upcoming e newsletter. The resource materials may be sent to dhanbad@icai.org with the subject line "Article Newsletter" along with a passport size photo.

